ED. PAZDÍREK - 538

II - 38

L. SPOHR: LARGHETTO, CONCERTO Nº 22 II.



*) Probrati napřed cvičení k jednotlivým taktům na straně 9 - 23.

*) Zuerst ist der Übungsstoff zu den einzelnen Takten auf der Seite 9 - 23 vorzunehmen.

*) Begin with the exercises of the separate bars page 9 - 23.

*) Dapprima vanno studiati gli esercizi concernenti le singole misure a pag. 9 - 23.


20
p
cresc.
25
f
mf
mp
f
mf
colla parte
30
mp
mf
f
f
mf
35
mp
f
pp
mf


40
45
50

ED. PAZDÍREK 538

L. SPOHR: LARGHETTO, CONCERTO Nº 22 II.



*) Probrati napřed cvičení k jednotlivým taktům na straně 9 - 23.

*) Zuerst ist der Übungsstoff zu den einzelnen Takten auf der Seite 9 - 23 vorzunehmen.

*) Begin with the exercises of the separate bars page 9 - 23.

*) Dapprima vanno studiati gli esercizi concernenti le singole misure a pag. 9 - 23.


20
mp
p
25
f
mf
mp
f colla parte
mp
30
mf
f
f
mf
tr
35
mp
f
f


40
45
50

ZKRATKY A ZNAČKY.	ABKÜRZUNGEN UND ZEICHEN.		ABBREVIATIONS AND SIGNS.	ABBREVIAZIONI E SEGNI.
Označení délky smyčce zlomky:	Bezeichnung der Bogenlänge durch Bruchzahlen:		Designation of the Length of the Bow by means of fractions:	Indicazione della lunghezza dell'arco per mezzo di frazioni:
Celým smyčcem, půlkou smyčce	Ganzer, halber Bogen	$\frac{1}{1}$ $\frac{1}{2}$	Whole, half Bow	Tutto l'arco, mezzo arco
První, druhou polovinou	Erste, zweite Hälfte	$\frac{1}{2}$ $\frac{2}{2}$	First, second Half	Prima metá, seconda metá
Jednou, dvěma třetinami smyčce	Ein, zwei Drittel des Bogens	$\frac{1}{3}$ $\frac{2}{3}$	One, two Third	Un terzo, due terzi, dell'arco
První, druhou, třetí třetinou smyčce	Erstes, zweites, drittes Drittel	$\frac{1}{3}$ $\frac{2}{3}$ $\frac{3}{3}$	First, second, third Third	Primo terzo, secondo terzo, ultimo terzo
Čtvrtinou, třemi čtvrtinami	Ein, drei Viertel	$\frac{1}{4}$ $\frac{3}{4}$	One, three Quarters	Un quarto, tre quarti dell'arco
První, druhou, třetí, čtvrtou čtvrtinou smyčce	Erstes, zweites, drittes, viertes Viertel des Bogens	$\frac{1}{4}$ $\frac{2}{4}$ $\frac{3}{4}$ $\frac{4}{4}$	First, second, third, fourth Quarter	Primo, secondo, terzo, ultimo quarto dell'arco
Druhou a třetí čtvrtinou smyčce	Zweites und drittes Viertel des Bogens	$\frac{2}{4}$ $\frac{3}{4}$	Second and third Quarters	Secondo e terzo quarto
Dolů	Herunterstrich	⊓	Down-bow	Arco in giu
Nahoru [1])	Hinaufstrich [1])	V	Up-bow [1])	Arco in su [1])
Širokým smykem	Breit gestoßen (gezogen)	–	Broad-bow	Largo staccato
Odráženě (staccato)	Abgestoßen, gehämmert (martellé, staccato)	. .	Short, detached (staccato)	Staccato, martellato
Skákavě (sautillé; spiccato)	Springend, geworfen (sautillé, spiccato)	٧ ٧	Springing, bounding (sautillé; spiccato; saltato)	Sciolto, sciolto balzato o satellato
Zvednouti smyčec	Bogen heben	›	Lift Bow	Alzare l'arco
Zvednouti druhý prst	Zweiten Finger heben	(2	Lift the 2nd. Finger	Alzare il dito secondo
Odsadit (umělá pomlka) [2])	Kunstpause (Luftpause) [2])	/	Stop (artificial pause) [2])	Pausa artistica (respiro musicale) [2])
I První struna E, II druhá struna A, III třetí struna D, IV čtvrtá struna G.	I erste Saite E, II zweite Saite A, III dritte Saite D, IV vierte Saite G.	I II III IV	I first String E, II second String A, III third String D, IV fourth String G	I corda di *mi*, II corda di *la*, III corda di *re*, IV corda di *sol*
Prázdná struna	Leere Saite	o	Open String	Corda vuota
Levá ruka od hmatníku, při čemž se smyčec ponechá na struně	Die linke Hand weg vom Griffbrett bei Belassung des Bogens auf der Saite	)	The left hand off the finger board, the bow remaining on the string	Levare la mano sinistra dalla tastiera, lasciando l'arco sulla corda
Na struně E	Auf der E-Saite	sul E	On the E-string	Sulla corda di *mi*
První prst zůstane na struně	Liegenlassen des 1. Fingers	1——	First Finger remains on string	Lasciare il primo dito sulla Corda
Prst, na nějž ukazuje háček, zůstane ležet	Liegenlassen des Fingers, auf welchen das Häkchen zeigt	⌊——	The little hook indicates which Finger is to remain on string	Questo segno indica quale dito deve restare sulla corda
Trylek	Triller	*tr*	Trills	Trillo
Vibrato, tremolo	Vibrato, Tremolo	~~~	Vibrato, Tremolo	Vibrato, tremolo
Pizzicato: brnká se pravou rukou	Pizzicato mit der rechten Hand	pizz.	Pizzicato with the right hand	Pizzicato colla mano destra
Pizzicato: brnká se levou rukou	Pizzicato (kneifen) mit der linken Hand	+	Pizzicato with the left hand	Pizzicato colla mano sinistra
Glissando — sklouznout	Glissando, gleiten	*gliss.*	Glissando — gliding	Glissando
Středem smyčce	Mitte des Bogens	M.	Middle of the Bow	Alla metá dell'arco
U žabky smyčce	Am Frosch	Fr.	At the Nut	Tallone
Hrotem smyčce	An der Spitze	Sp.	At the Point	Punta dell'arco
(hranatá nota s nožkou) Flageolet	(Quadrat mit Fuß) Flageoletton	◇	(footed Square) Harmonic tone	(Quadrato col gambo) Flautato (armonico)
(hranatá nota bez nožky) Opěrný prst	(Quadrat ohne Fuß) Stummer Stützfinger oder Lagenverbindungston	◇	(without Foot) Passive suporting Finger or Transitiontone	(Quadrato senza gambo) Dito d'appogio muto oppure suono legante le posizioni
Cvičení k 2.-4. taktu ze sóla	Übung zum 2-4 Takt aus dem Solo	2-4	Study for 2.-4. bar from the Solo	Studio per 2-4 b attuta di Solo

[1]) *bez označení smyku začíná počáteční takt vždy od žabky.*

[2]) *Zvednouti smyčec a učiniti krátkou pomlku.*

[1]) *Ohne Bezeichnung der Richtung, beginnt der Anfangstakt immer am Frosch.*

[2]) *Bogen heben und kurze Pause machen.*

[1]) *Unless otherwise indicated, the first measure begins at the nut.*

[2]) *Lift Bow and make a brief pause.*

[1]) *Senza l'indicazione della direzione cominciare sempre al tallone.*

[2]) *Alzare l'arco facendo una breve pausa.*

ED. PAZDÍREK - 538

38.

II - 38

L. SPOHR: CONCERTO Nº 2.

CVIČENÍ - ÜBUNGSSTOFF - EXERCISES - ESERCIZI

Takty, umístěné mezi taktovými dvojčárkami, několikráte opakujte. | Takte zwischen zwei Taktstrichen sind mehrmals zu wiederholen. | Bars between two double bar lines are to be repeated several times. | Le misure fra doppie linne divisorie debbono ripetersi varie volte.

Dvojhmaty. – Doppelgriffe. – Double-stops. – Doppie corde.

1



2



*) Každý takt ve čtvrtinách, osminách a šestnáctinách. | *) Jeden Takt in Viertel, Achtel und Sechzehntel. | *) Each bar on crotches quavers and semiquavers. | *) Ogni misura in semiminime crome e semicrome.



*) Každý takt ve čtvrtinách, osminách a šestnáctinách jako dříve. Smyk jest tentýž jako ve čtvrtinách.

*) Jeden Takt in Viertel, Achtel, und 16 tel wie zuvor. Der Bogenstrich bleibt derselbe wie bei Viertel.

*) Each bar on crotches, quavers and semiquavers as before. The bowing remains the same as on crotches.

*) Ogni misura va studiata in semiminime, crome e semicrome come in precedenza. Il colpo d'arco rimane lo stesso come nelle semiminime.


6-10
Fr.
Sp.



Pokračování - Fortsetzung - Continuation - Continuazione



*) Při klouzání prstů 3. polohu podržeti.
**) Právě tak každý takt v osminách i šestnáctinách.

*) 3. Lage behalten beim Rutschen der Finger.
**) Ebenso jeden Takt auch in Achtel und 16 tel.

*) Keep 3rd position in gliding the fingers.
**) The same with each bar on quavers and semiquavers.

*) Rimanere nella 3a posizione al far correr il dito.
**) Lo stesso, ogni misura in crome e semicrome.



*) Rovněž v osminách a šestnáctinách.
**) Každou triolu v détaché a sautillé vícekráte opakovati.

*) Auch in Achtel und 16 tel.
**) Jede Triole im détaché und sautillé mehrmals zu wiederholen.

*) The same on quavers and semiquavers.
**) Repeat each triplet several times détaché and sautillé.

*) Lo stesso in crome e semicrome.
**) Ripetere varie volte ogni terzina in détaché e in saltellato.



Passage **13 – 14**

8 smyky – mit 8 Bogenstrichübungen – with 8 bowing exercises – con 8 esercizi di colpi d'arco



15–16, 21–24




25-32
Fr.
Sp.
Fr.
Sp.



Po 5 notách – Zu 5 Noten – By 5 notes – A 5 note.

27-29





Passage 25 – 29

12 smyky – mit 12 Bogenübungen – with 12 bowing exercises – con 12 esercizi di colpi d'arco



32 – 33




34 - 35
f
mf


44 - 45
mf
M.
f
mf
46 - 47
mf



*) K přípravě 5. polohy.

Adagio v tempu a s odstíňováním.

*) Zur Vorbereitung der 5. Lage.

Adagio im Tempo und mit Nuancen.

*) Preparation for the fifth position.

Adagio in tempo and with nuances.

*) Per preparare la 5ª posizione.

Adagio in tempo e con le sfumature.



*) hlas hořejší.
**) hlas dolní.

*) obere Stimme.
**) untere Stimme.

*) Upper voice.
**) Lower voice.

*) Voce superiore.
**) Voce inferiore.



9 - 12



13 - 16





*) Počítati na osm – *) Achtel zählen – *) Count eight *) Contare le crome

Ryla a tiskla Průmyslová tiskárna v Praze.
O. P. 538
L' Imprimerie Industrielle, Prague VII.